


**NEW!**

# Shielded Power Inductors – XFL2006



- Lowest profile, ultra-miniature, shielded power inductor
- Soft saturation makes them ideal for VRM/VRD applications.

**Designer's Kit C434** contains 5 of each value and 5 of each XFL2005

**Core material** Composite

**Core and winding loss** See [www.coilcraft.com/coreloss](http://www.coilcraft.com/coreloss)

**Environmental** RoHS compliant, halogen free

**Terminations** RoHS compliant tin-silver-copper (96.5/3/0.5) over tin over nickel over silver-platinum.

**Weight** 12 – 13 mg

**Ambient temperature** –40°C to +85°C with Irms current, +85°C to +125°C with derated current

**Storage temperature** Component: –40°C to +125°C.

Tape and reel packaging: –40°C to +80°C

**Resistance to soldering heat** Max three 40 second reflows at +260°C, parts cooled to room temperature between cycles

**Moisture Sensitivity Level (MSL)** 1 (unlimited floor life at <30°C / 85% relative humidity)

**Failures in Time (FIT) / Mean Time Between Failures (MTBF)**

38 per billion hours / 26,315,789 hours, calculated per Telcordia SR-332

**Packaging** 2000/7" reel; 7500/13" reel Plastic tape: 8 mm wide, 0.28 mm thick, 4 mm pocket spacing, 0.76 mm pocket depth

**PCB washing** Only pure water or alcohol recommended

Part number <sup>1</sup>	Inductance <sup>2</sup> ±20% (µH)	DCR (Ohms) <sup>3</sup>		SRF typ <sup>4</sup> (MHz)	Isat (A) <sup>5</sup>			Irms (A) <sup>6</sup>	
		nom	max		10% drop	20% drop	30% drop	20°C rise	40°C rise
XFL2006-102ME_	1.0	0.153	0.169	170	0.71	1.0	1.2	0.910	1.22
XFL2006-222ME_	2.2	0.278	0.306	110	0.49	0.69	0.78	0.710	0.950
XFL2006-332ME_	3.3	0.460	0.506	88	0.42	0.56	0.66	0.550	0.720
XFL2006-472ME_	4.7	0.665	0.732	68	0.31	0.44	0.52	0.500	0.660
XFL2006-562ME_	5.6	0.75	0.825	61	0.30	0.43	0.50	0.460	0.600
XFL2006-682ME_	6.8	0.92	1.02	57	0.26	0.35	0.41	0.400	0.520
XFL2006-822ME_	8.2	1.08	1.19	51	0.24	0.33	0.39	0.370	0.490
XFL2006-103ME_	10.0	1.27	1.40	45	0.24	0.31	0.37	0.345	0.440
XFL2006-153ME_	15.0	2.02	2.22	37	0.19	0.25	0.29	0.265	0.350
XFL2006-223ME_	22.0	2.78	3.06	30.5	0.150	0.205	0.240	0.235	0.305
XFL2006-333ME_	33.0	4.45	4.90	24.0	0.110	0.150	0.180	0.160	0.205
XFL2006-473ME_	47.0	5.60	6.16	19.5	0.090	0.130	0.155	0.155	0.205
XFL2006-563ME_	56.0	6.65	7.32	16.5	0.085	0.120	0.145	0.145	0.195
XFL2006-683ME_	68.0	8.50	9.35	16.0	0.080	0.115	0.135	0.115	0.155
XFL2006-823ME_	82.0	9.25	10.18	13.5	0.065	0.090	0.115	0.125	0.165
XFL2006-104ME_	100.0	11.10	12.25	13.0	0.065	0.090	0.115	0.100	0.135

1. When ordering, please specify **packaging** code:

**XFL2006-823MEC**

**Packaging:** **C** = 7" machine-ready reel. EIA-481 embossed plastic tape (2000 parts per full reel).

**B** = Less than full reel. In tape, but not machine ready.

To have a leader and trailer added (\$25 charge), use code letter C instead.

**D** = 13" machine-ready reel. EIA-481 embossed plastic tape. Factory order only, not stocked (7500 parts per full reel).

2. Inductance tested at 100 kHz, 0.1 Vrms, 0 Adc.

3. DCR measured on a micro-ohmmeter.

4. SRF measured using Agilent/HP 4395A or equivalent.

5. DC current at which the inductance drops the specified amount from its value without current.

6. Current that causes the specified temperature rise from 25°C ambient.

7. Electrical specifications at 25°C.

Refer to Doc 362 "Soldering Surface Mount Components" before soldering.



[www.coilcraft.com](http://www.coilcraft.com)

**US** +1-847-639-6400 [sales@coilcraft.com](mailto:sales@coilcraft.com)

**UK** +44-1236-730595 [sales@coilcraft-europe.com](mailto:sales@coilcraft-europe.com)

**Taiwan** +886-2-2264 3646 [sales@coilcraft.com.tw](mailto:sales@coilcraft.com.tw)

**China** +86-21-6218 8074 [sales@coilcraft.com.cn](mailto:sales@coilcraft.com.cn)

**Singapore** + 65-6484 8412 [sales@coilcraft.com.sg](mailto:sales@coilcraft.com.sg)

Document 763-1 Revised 12/27/11

© Coilcraft Inc. 2011

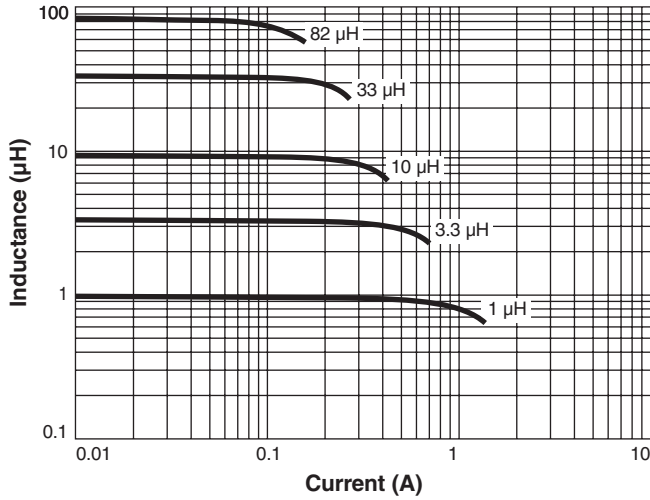
This product may not be used in medical or high risk applications without prior Coilcraft approval. Specifications subject to change without notice. Please check our web site for latest information.

**NEW!**

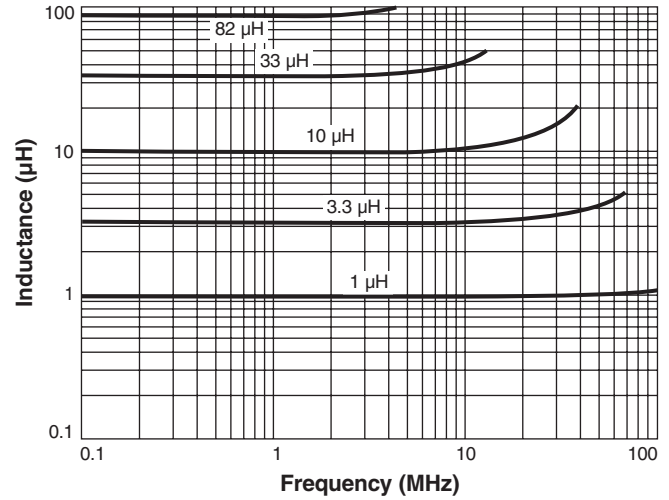


# XFL2006 Shielded Power Inductor Series

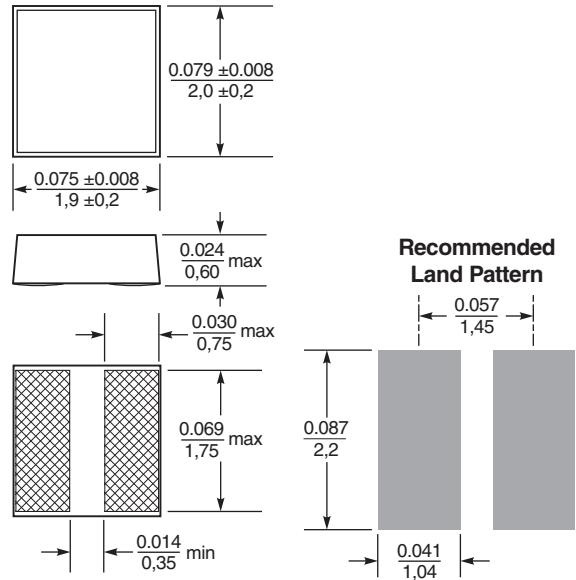
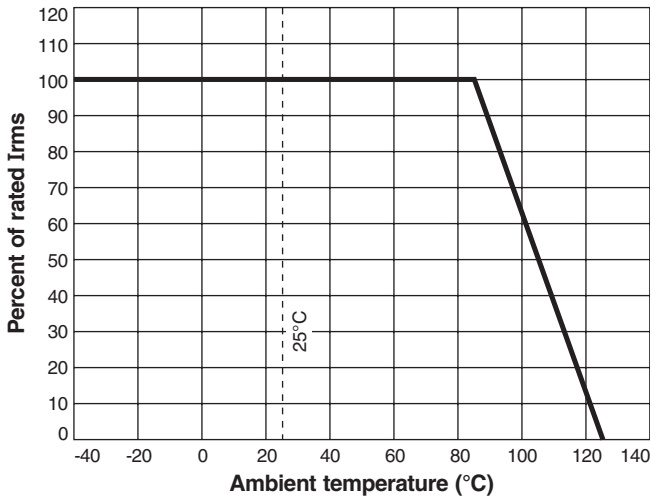
## Typical L vs Current



## Typical L vs Frequency



## Irms Derating



Dimensions are in  $\frac{\text{inches}}{\text{mm}}$



**US** +1-847-639-6400 sales@coilcraft.com  
**UK** +44-1236-730595 sales@coilcraft-europe.com  
**Taiwan** +886-2-2264 3646 sales@coilcraft.com.tw  
**China** +86-21-6218 8074 sales@coilcraft.com.cn  
**Singapore** +65-6484 8412 sales@coilcraft.com.sg

Document 763-2 Revised 12/27/11

© Coilcraft Inc. 2011  
 This product may not be used in medical or high risk applications without prior Coilcraft approval. Specifications subject to change without notice. Please check our web site for latest information.